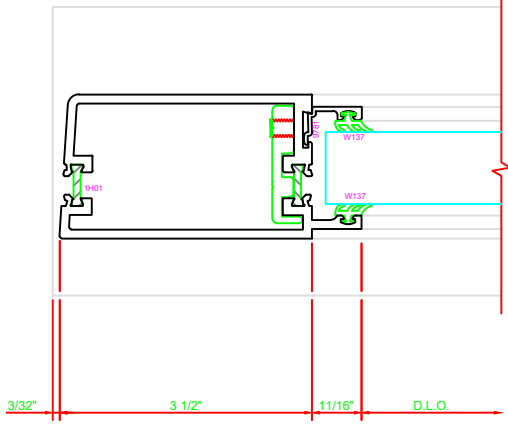


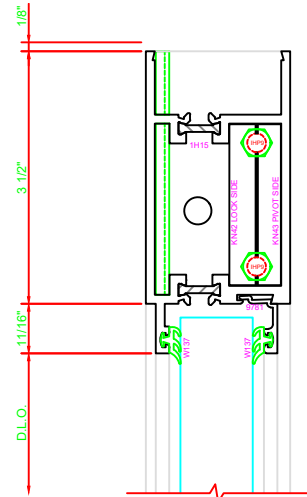
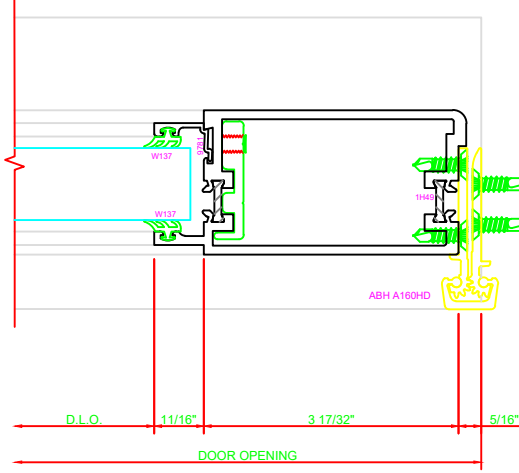
| | |
|-----|----------------------------|
| 300 | STILE |
| | S/A D302 FOR OFFSET PIVOTS |

ERASE NOTE
BUTT HINGES CAN NOT BE USED WITH THERMASTILE DOORS



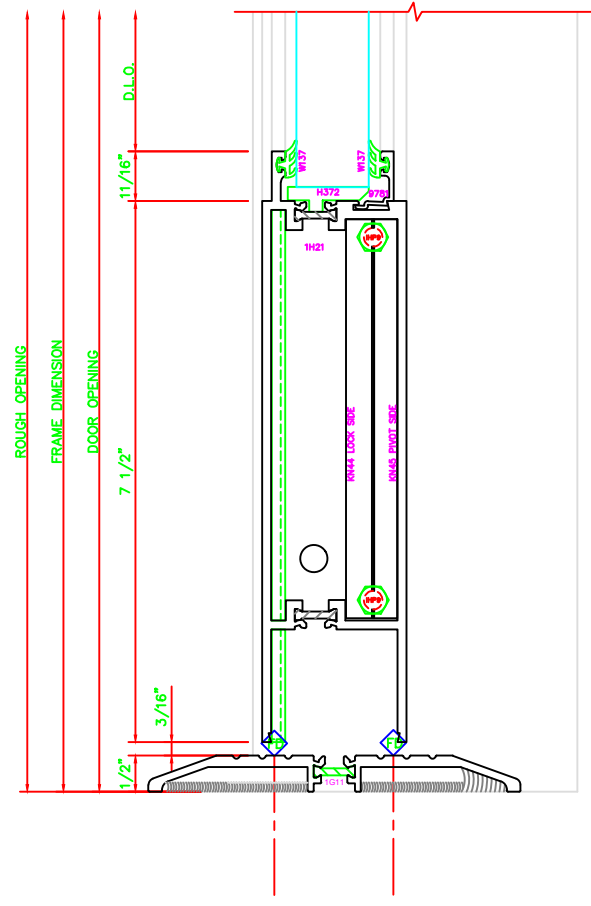
| | |
|-----|--|
| 318 | STILE |
| | S/A D302 FOR EFCO STANDARD ABH A160HD CONTINUOUS HINGE |

ERASE NOTE
STANDARD CONTINUOUS HINGE AND STILE



| | |
|-----|----------|
| 100 | TOP RAIL |
| | S/A D302 |

ERASE NOTE
TOP RAIL FOR SURFACE CLOSERS OR DORMA TYPE C.O.C., NOT LCN C.O.C.



| | |
|-----|-------------|
| 200 | BOTTOM RAIL |
| | S/A D302 |